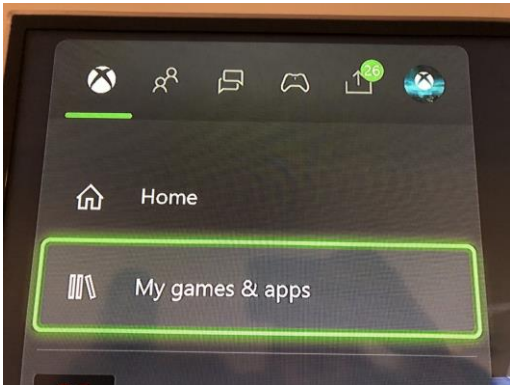


## How to use an Xbox to access Seesaw

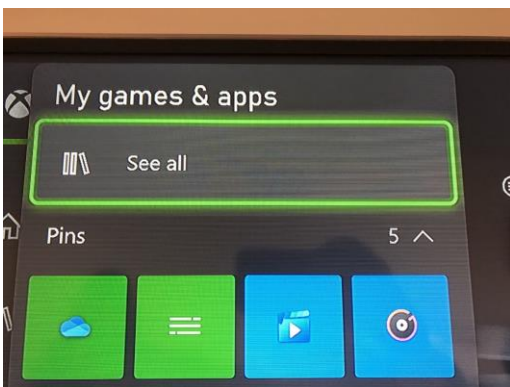
If you have access to an Xbox and you are struggling to get onto a device at home because you're sharing with others or you are struggling to see activities on a small screen, you can use Seesaw on the Xbox!

### Step 1:



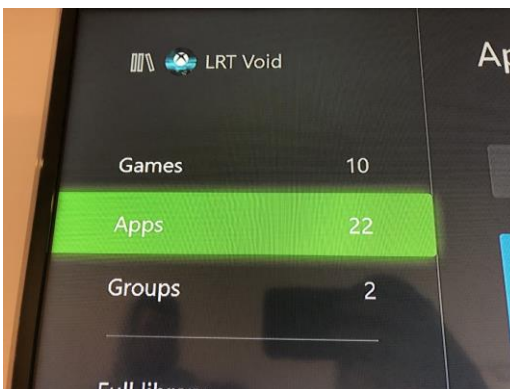
Click on the Xbox icon and then select 'My games and apps'.

### Step 2:



Click on 'See all'.

### Step 3:



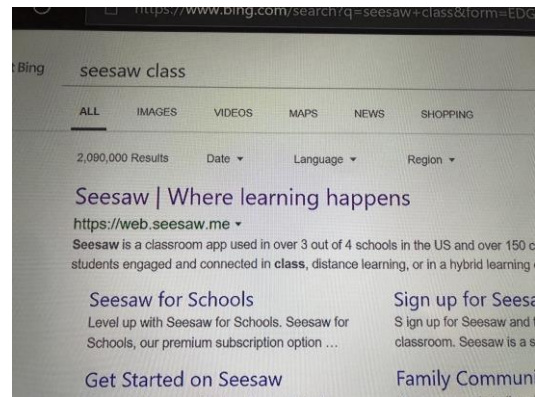
Click on 'Apps'.

### Step 4:



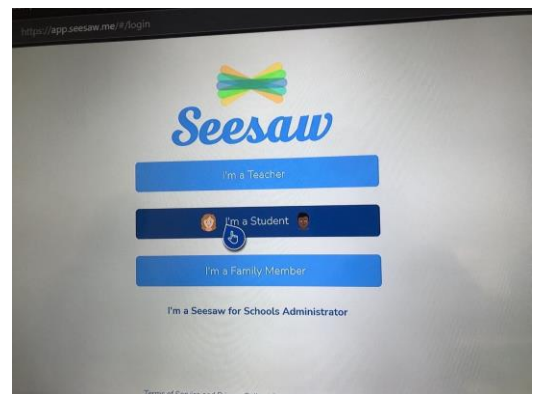
Select 'Microsoft Edge'.

### Step 5:



Search for 'Seesaw Class'. Click on the first return.

### Step 6:



Log into Seesaw with your text code.

Seesaw will also work on any Smart TV.