



March 2021

Dear Parents,

Parent's Evenings, Monday 22nd & Wednesday 24th March 2021 - Online Appointment Booking

On Monday 22nd or Wednesday 24th March 2021, you have the opportunity to discuss your child's work and progress with their class teacher.

Once again we have arranged for our Parent's Evenings to be 'virtual', enabling us to speak with you directly in your own homes. This worked very well last Autumn with only a few minor problems which have now been rectified. Just to confirm this is a video link not a telephone call.

To make an appointment please use our online appointment booking system. You will be able to see all available appointment times so you can choose the best one to suit you. You will also be able to raise any specific questions you have for the class teacher. Once you've booked you will receive an email confirming your appointment. This system has proved to be very successful in previous years.

The booking system will go live from 8 am on Friday 12th March. Please click on the link <https://greetlandacademy.parentseveningsystem.co.uk/v2/> to book your appointments. Instructions showing how this appointment will run are attached.

If you have a child in Year 6 please book your appointment with your child's actual class 6 teacher (Miss Whiteley or Mr Price).

If you do not have access to the internet or have any difficulty booking your appointment, please contact either school office. We will be happy to make appointments on your behalf and discuss alternative arrangements.

Yours sincerely

Mrs H Crowther

Principal

Video Appointments: Parents - How to attend appointments over video call

This video shows you how to log in to book, and later attend, video appointments at your school's Parents Evening. Underneath the video is a help article with written information to the same effect including **how to invite another parent/guardian to join your appointments**.



SchoolCloud Parents Evening - Parent Login

from SchoolCloud



07:39



Video Parents Evening Demonstration (<https://vimeo.com/473882995>) from SchoolCloud () on Vimeo.

In order to make video calls you need to have as a minimum:

- a device with a microphone and speaker/headphones
- a compatible up-to-date web browser:
 - iPhone/iPad:** Safari **Note: there is a known issue joining video calls using iOS 14.2. Please upgrade any iOS 14.2 devices to iOS 14.3, or use an alternate device.**
 - Android:** Chrome or Firefox
 - Windows:** Chrome, Firefox or Microsoft Edge (Chromium - download here (<https://www.microsoft.com/en-us/edge>))
 - Mac:** Safari, Chrome or Firefox
 - Linux:** Chrome or Firefox

We also recommend:

- Using your smartphone for video appointments. If you don't have a smartphone with a front-facing camera, use a laptop or computer with a webcam.
- Using a headset (or earphones with a microphone) to reduce echo.

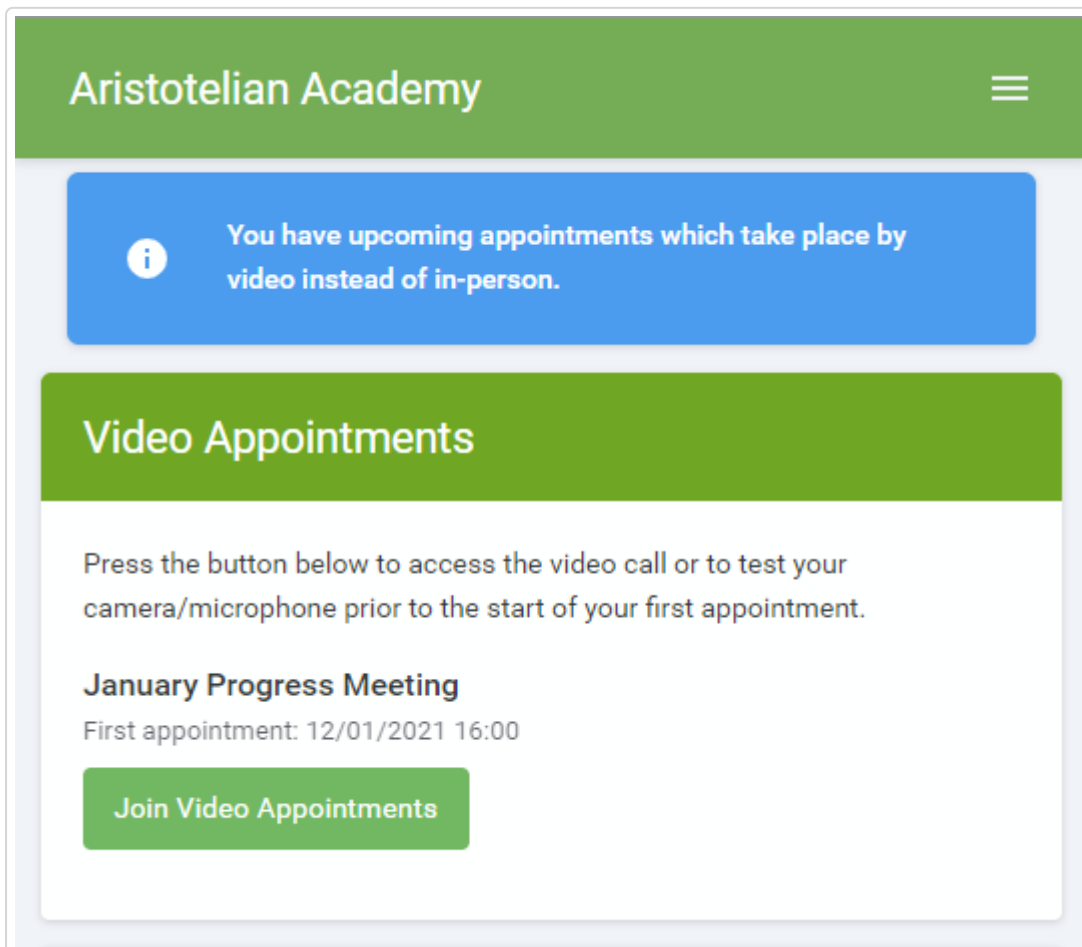
How to attend your appointments via video call

1. Log in and go to the Evening

On the day of the video appointments (or before, if you want to test your camera and microphone) login to Parents Evening at the usual web address for your school, or click the login link from the bottom of the email confirmation you will have received.

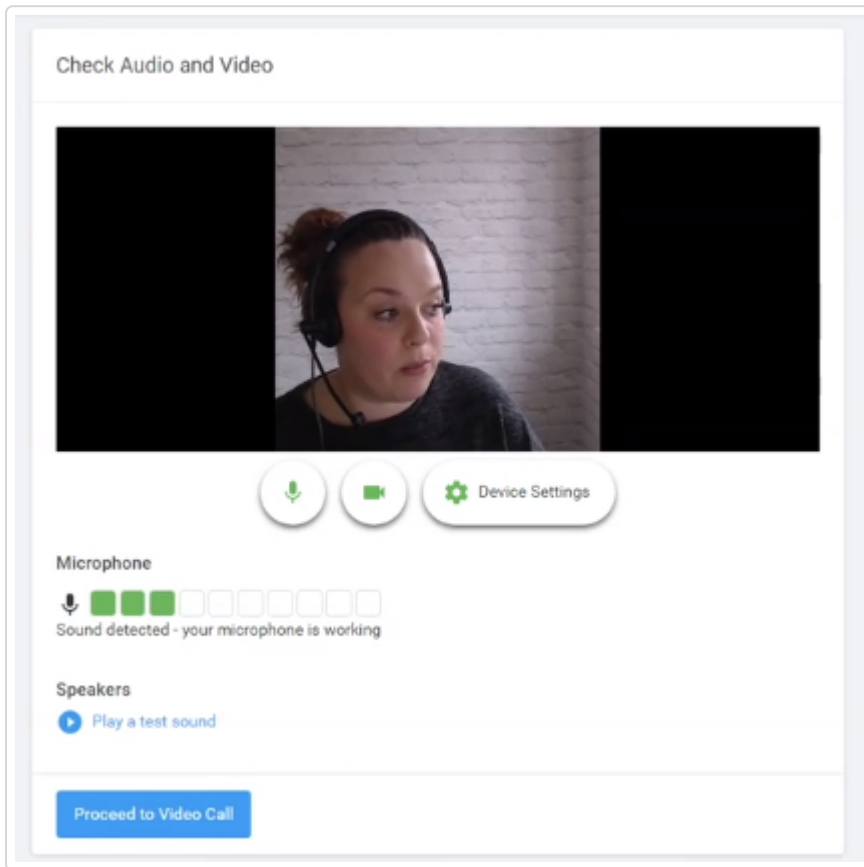
Once logged in you will see a notice that you have upcoming video appointments and under this the details of the event, along with a *Join Video Appointments* button.

Press the button to join your appointment on the day - or to test your camera/microphone at any time.



2. Check Audio and Video

When you click *Join Video Appointments* the *Check Audio and Video* screen will be displayed. You may at this point be asked if you wish to allow access to your camera/microphone, in which case please click yes.



From here you can turn on or off your microphone and camera, change which devices are being used for the call, and check your microphone and speakers. Once you are happy, click *Proceed to Video Call*.


2. The Video Call

On this screen you can see the following, when in a call:


- At the top left the teacher name (and subject details) for the current and next appointment
- At the top right a countdown to the start of the appointment.
- At the bottom the controls for the microphone and camera.



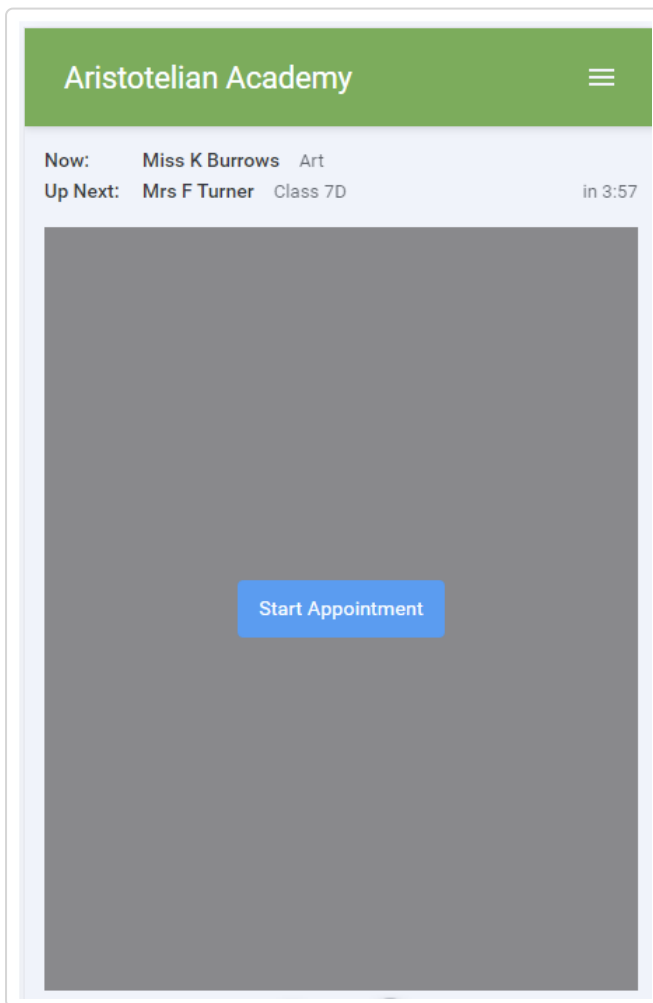
When another person is available these also show a pick up button to start the call



and a hang up button to leave the call.

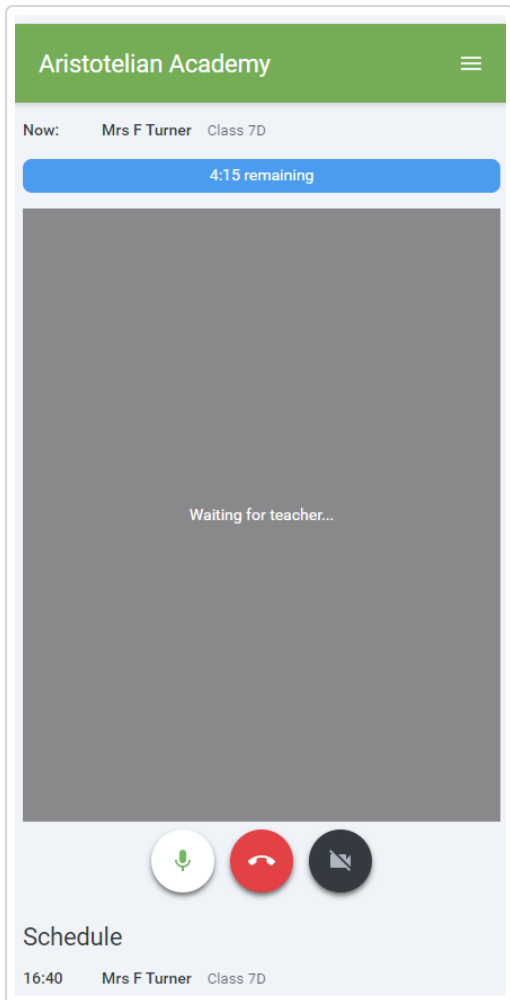


- In the middle, when your appointment is due to start, the *Start Appointment* button.



3. Making a call

Click the *Start Appointment* button. You will see yourself in the bottom right corner of the screen (unless you have no camera, or have chosen to turn it off). If the teacher has not yet joined you will see a notice to that effect in the centre of the screen.



When a teacher joins a call you will see them in the main part of the screen - or hear them, if they have no camera (or have turned it off) - and can start your discussion with them.

You will also see the remaining time for the appointment counting down in a blue bar at the top of the screen, which will turn red when the last 10 seconds begin.

If anyone loses access to the system for some reason during the call, they can log in again and click *Start Appointment* on the video call screen. As long as the other person is still in the call this will let you continue with the appointment.

When the countdown in the blue bar stops the appointment time is over and the call will automatically end.

Note that if you or the teacher are late, or leave and rejoin the call, it does **not** reset the timer. The appointment will always end at the scheduled time.

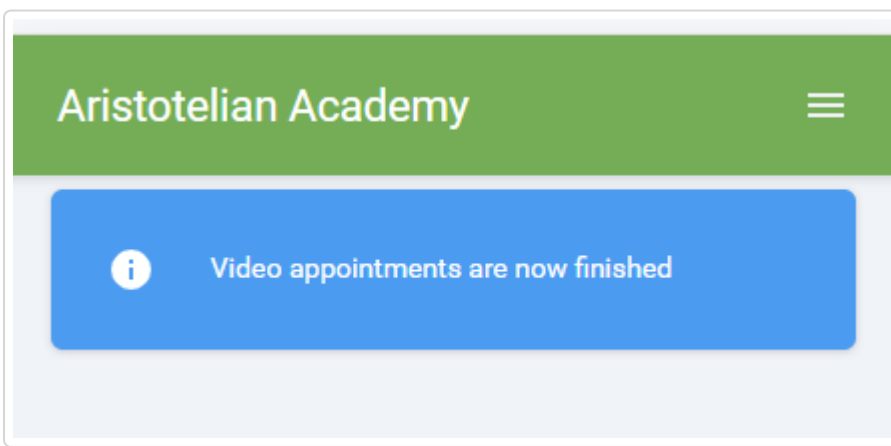
4. Follow on calls

If you have a consecutive appointment scheduled the screen will display a *Start Next Appointment* button. When you are ready to proceed, click on it

Note that if you delay starting a call it does **not** extend the duration for that appointment. The appointment will always end at the scheduled times.

If you do not have a consecutive appointment, but you have not completed your final scheduled appointment you will see a countdown telling you how long until the start of your next appointment.

Once your final appointment for the evening is complete you will see a message advising you of this.







Inviting another parent/guardian to join your appointments

You can give **ONE** other parent/guardian access to join your video appointments in respect of each student linked to you that is involved in the conference. You can grant this access at the time of booking, or later if required.

1. Once you have made your bookings (or when you later log in and go to *My Bookings*) click on the *Invite Parent/Guardian* link at the top of the list of your bookings. If you have already sent an invitation this link will show as *Manage Invites* instead.

^
January Progress Meeting
3 appointments from 16:00 to 16:25
Tuesday, 12th January

 Print
 Amend Bookings
 Invite Parent/Guardian
 Subscribe to Calendar

This is to allow parents and teachers to discuss progress last year and will take place on 12th January.

| | Teacher | Student | Subject |
|---------------|-------------------|--------------|---------|
| 16:00 | Mrs Anita Abell | Sophie Aaron | Science |
| 16:05 | Mr Geraint Davies | Liz Aaron | Music |
| 10 minute gap | | | |
| 16:20 | Mr John Atkinson | Chris Aaron | English |

2. You will then be presented with a box asking for the details of the parent/guardian to be given access.

If there is more than one student linked to you and involved in the evening they will all be shown.

Invite Parent/Guardian ✕

You may invite an additional parent/guardian to also attend the video call.

Name *
Jane Aaron

Email *
jaaron@test.com

Anyone with access to the email will be able to join the video call

I consent to sharing my name, student name, and list of appointments

Invite to all appointments for the following students:

Sophie Aaron
 Liz Aaron
 Chris Aaron

[Send Invite](#) [Close](#)

You **must** enter a *Name*, and an *Email address*, as well as tick the box to consent to that person being given access to the information used to make the appointments.

If there is more than one student linked to you, choose the student(s) in respect of whose appointments the access to this person will be granted.

When you click the blue *Send Invite* button an email is sent to the address entered, giving them a link and details on how to join the call.

Please note that **ONLY** that one invited guest should use this link. Anyone else using it (including the parent that sent the invite, who should log in via their own confirmation email) will knock the guest out of appointments.

Here is an example of what the invite email looks like:

Video Call Invitation

Primary School Parents' Evening

You have been invited by Rachael Abbot to appointments which take place by video call.

Click the button below to join the video call on the day, or to test your camera/microphone at any time:

Join Video Call

Or paste this link into your browser:
<https://greenabbey.schoolcloud.co.uk/guests/video/39372?guestToken=26fac3787e3d4a829e54045e4fc14e53>

The appointments are as follows:

| Date | Time | Student | Teacher | Department |
|-----------------------|-------|--------------|---------------|------------|
| Monday, 21st December | 16:10 | Ben Abbot | Mr J Sinclair | English |
| Monday, 21st December | 16:20 | Andrew Abbot | Mr J Sinclair | English |

3. You will then see a *Manage invites* box that shows your sent invitation(s), allows you to add another invite **if you have any more available** (you can have **one** invite per student, if wished), and allows you to *Resend* invites or *Remove* them.

Manage Invites
✕

You may invite an additional parent/guardian to also attend the video call.

[New Invite](#)

Invite Parent/Guardian

[Current Invites](#)

To change invited guests, please remove and then invite again.

Elizabeth Aaron
 eaaron@test.com
 For: Liz Aaron

Resend Invite

✖ Remove

Jane Aaron
 jaaron@test.com
 For: Sophie Aaron

Resend Invite

✖ Remove

Close

If you click *Remove* the link in the previously sent invitation will no longer work and that person can no longer join the video call.

Note that a call can have a maximum of 4 people in it at any one time. A school can assign 3 teachers to take joint appointments for a class, if they do this the parent can still invite their ONE guest, however once the number of active participants in the call reaches 4 no further people can join it (unless one of the existing participants leaves the call).

✉ Still need help? [Contact Us \(/contact\)](/contact)

Last updated on March 8, 2021

© SchoolCloud (<https://www.parentseveningsystem.co.uk>) 2021. Powered by Help Scout (https://www.helpscout.com/knowledge-base/?utm_source=docs&utm_medium=footerlink&utm_campaign=Docs+Branding)